



Aberdeen
School District

*Our Children,
Our Schools,
Our Future*

K-3 Class Size Reduction

Survey Results

March 20, 2018

K-3 Class Size Reduction (CSR): Implementation of 17:1

- **November 2014:** I-1351 recommended K-12 class sizes based on grade levels, which should be implemented by 2018-19 (as per McCleary v. Washington state)
 - ASD5 is compliant with all recommendations except K-3 class size, which would need to be reduced to 1:17
 - Financial implications for not implementing
 - Not required
- **January 27, 2018:** Board work study including Facilities Overview with CSR discussion
- **March 6, 2018:** K-3 CSR information presented to the Board. Potential options presented to address facility needs for implementation
- **March 8, 2018:** Washington State Legislature voted to delay fiscal implementation consequences until 2019-20.
 - This allows ASD5 to make a decision in Spring 2018 and prepare for implementation during 2018-19.

K-3 CSR - Staff & Community Survey

- ✓ Rating of potential options for K-3 CSR implementation:
 - A. Purchase portables for elementary schools
 - B. Move 6th grades to Miller Junior High
 - C. Band schools by grade levels

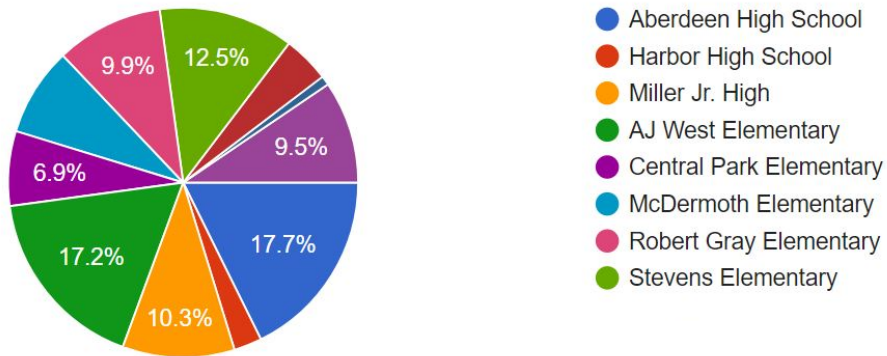
- ✓ Comments for the Board

K-3 CSR Survey Results – 778 Responses

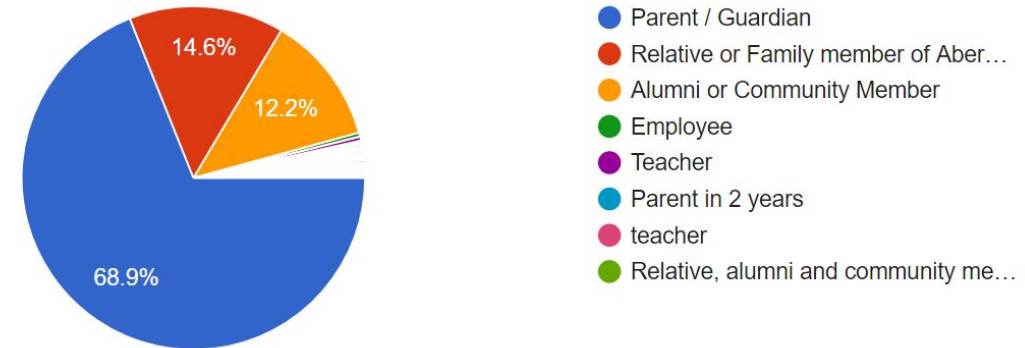
Staff - 232 Responses

Community – 546 Responses

Where in the district do you primarily work?

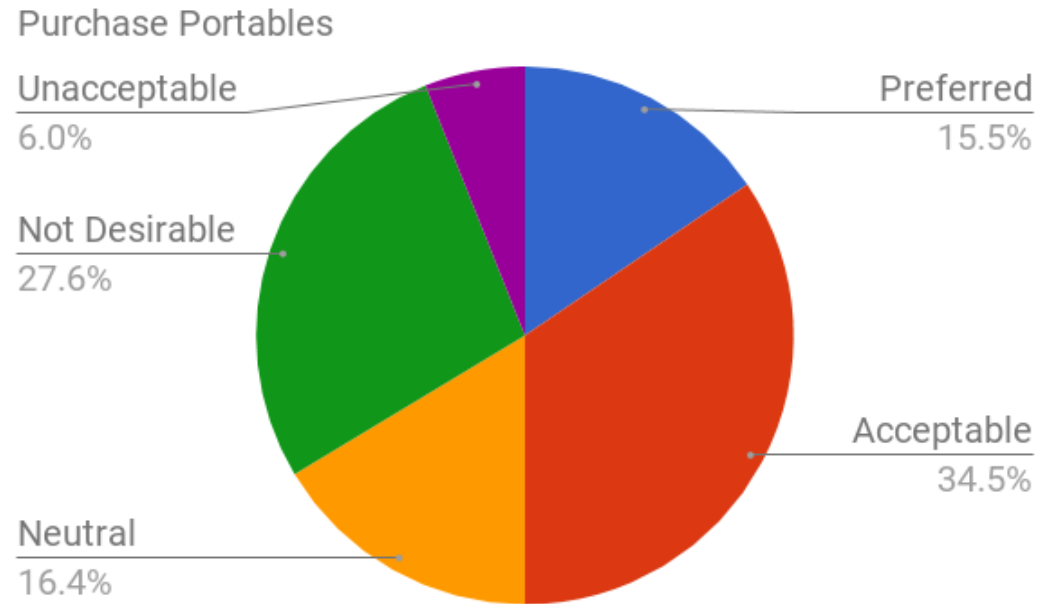


Which best describes your role?

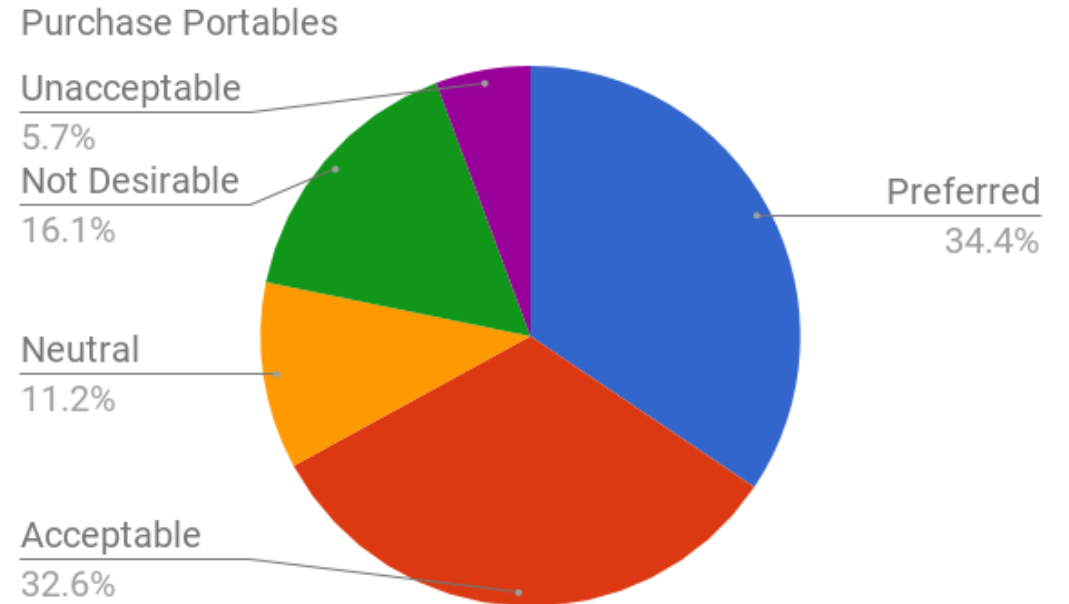


A. Purchase portables for elementary schools

ASD5 Staff

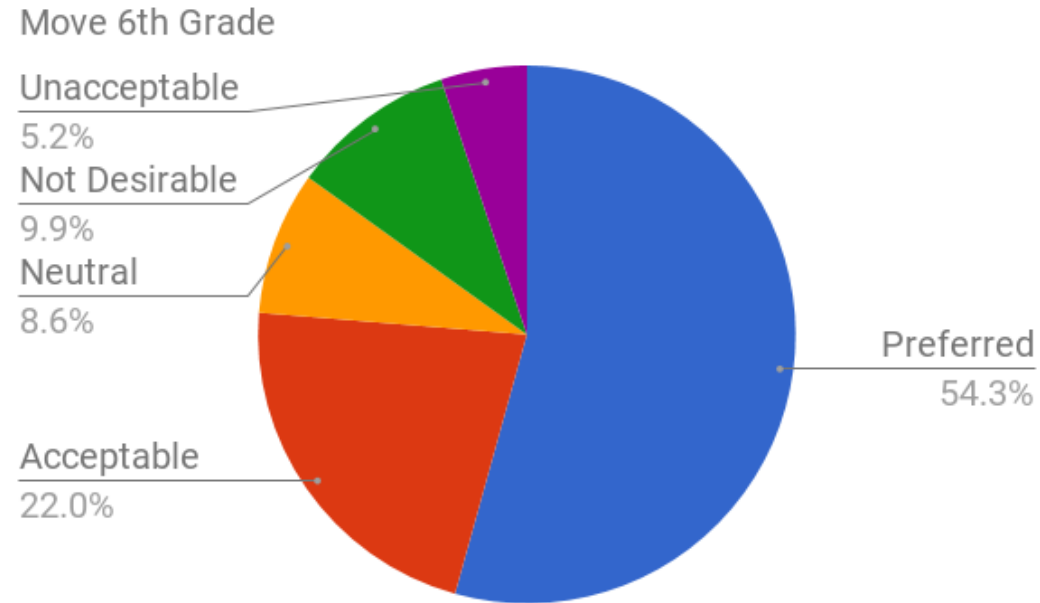


Community

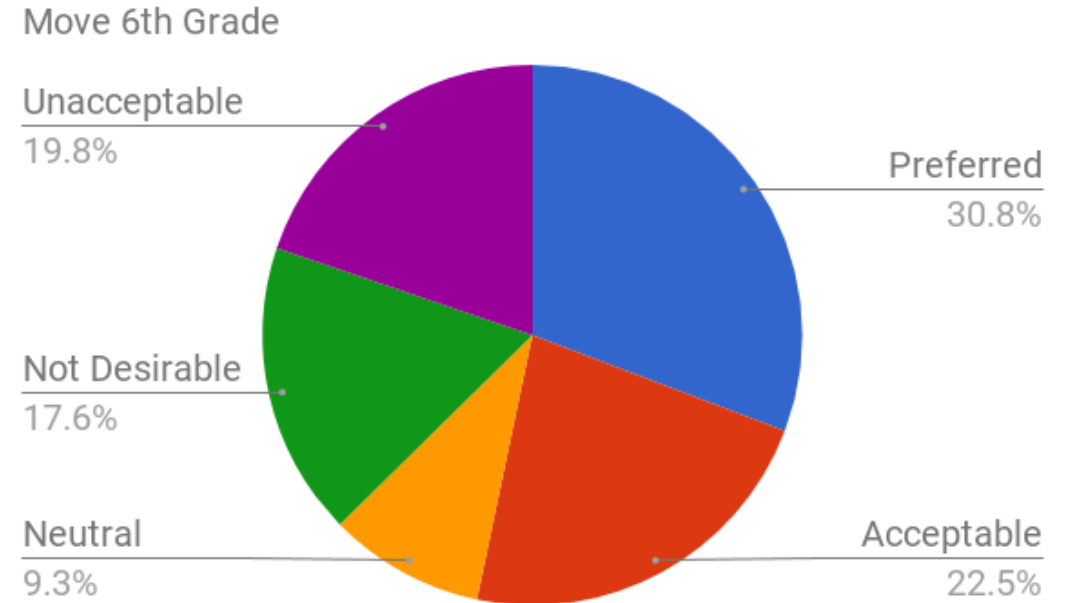


B. Move 6th grades to Miller Junior High

ASD5 Staff



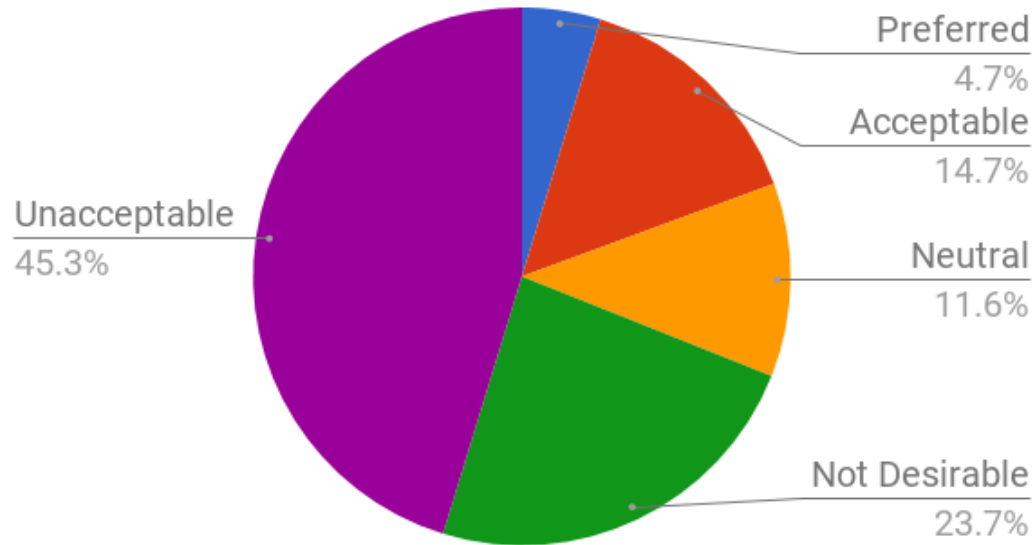
Community



C. Band schools by grade levels

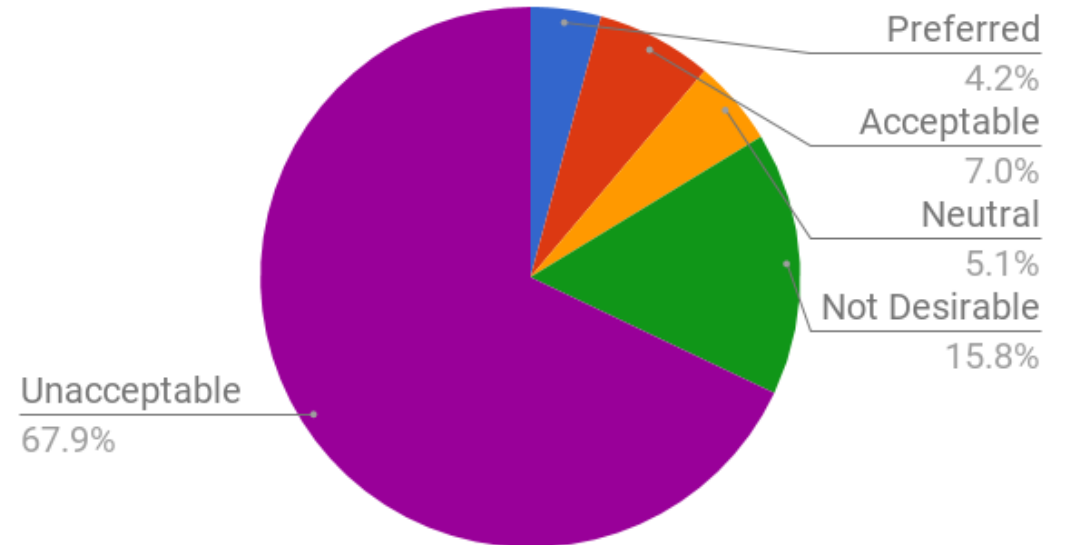
ASD5 Staff

Grade Banding



Community

Grade Banding



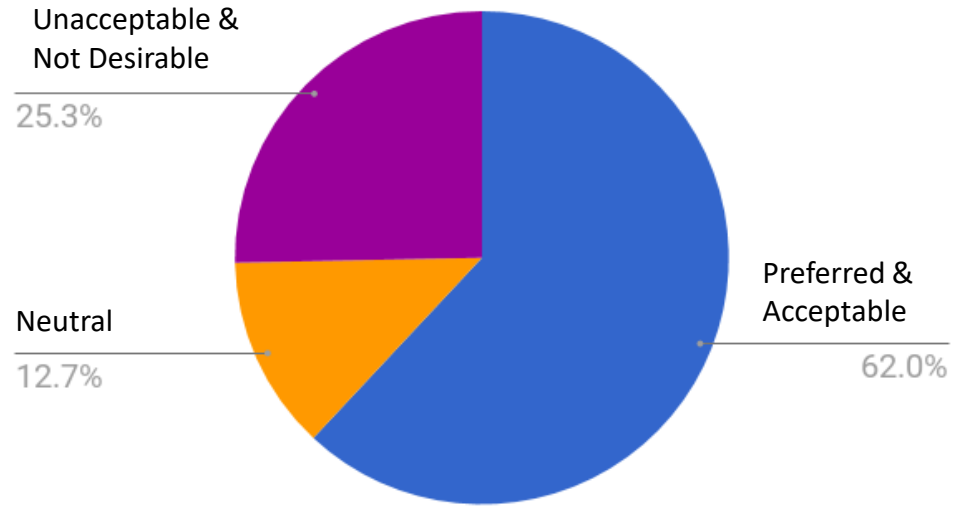
K-3 CSR Summary of Survey Data (%)

Option	Staff	Community	Staff	Community	Staff	Community	Staff	Community	Staff	Community
	Preferred		Acceptable		Neutral		Not Desirable		Unacceptable	
Portables	15.5	34.4	34.5	32.6	16.4	11.2	27.6	16.1	6.0	5.7
6 th to Miller	54.3	30.8	22.0	22.5	8.6	9.3	9.9	17.6	5.2	19.8
Banding	4.7	4.2	14.7	7.0	11.6	5.1	23.7	15.8	45.3	67.9

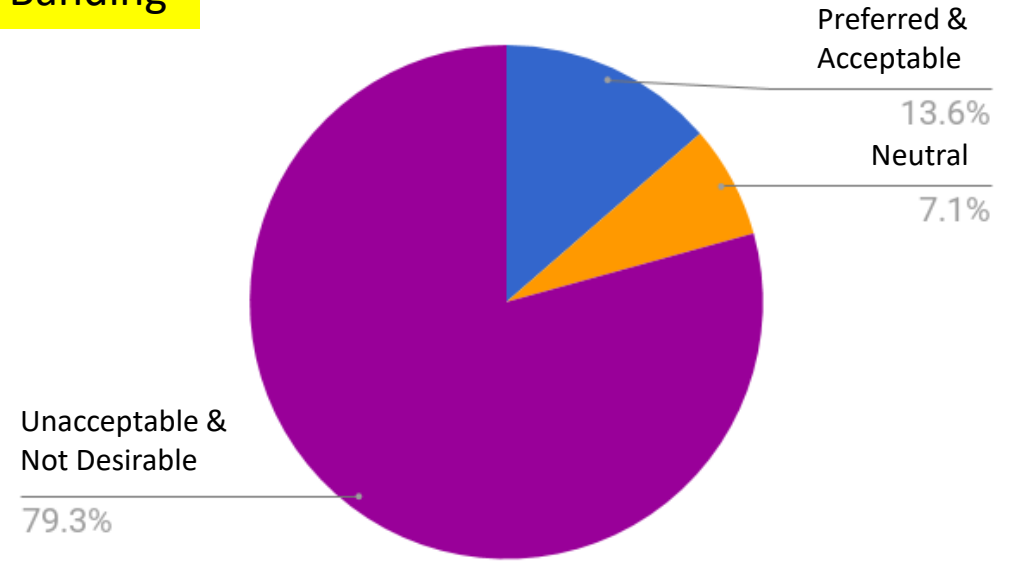
K-3 CSR Summary of Survey Data (%)

Option	Staff & Community	Staff & Community	Staff & Community	Staff & Community	Staff & Community
	Preferred	Acceptable	Neutral	Not Desirable	Unacceptable
Portables	28.8 <i>15.5 & 34.4</i>	33.2 <i>34.5 & 32.6</i>	12.7 <i>16.4 & 11.2</i>	19.5 <i>27.6 & 16.1</i>	5.8 <i>6.0 & 5.7</i>
6 th to Miller	37.8 <i>54.3 & 30.8</i>	22.4 <i>22.0 & 22.5</i>	9.1 <i>8.6 & 9.3</i>	15.3 <i>9.9 & 17.6</i>	15.4 <i>5.2 & 19.8</i>
Banding	4.4 <i>4.7 & 4.2</i>	9.3 <i>14.7 & 7.0</i>	7.1 <i>11.6 & 5.1</i>	18.1 <i>23.7 & 15.8</i>	61.2 <i>45.3 & 67.9</i>

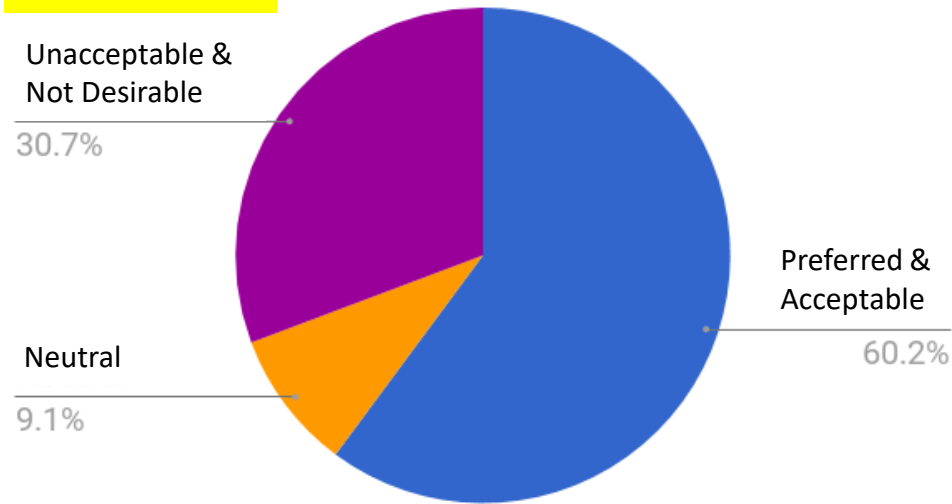
Portables



Banding



6th to Miller



All
Responses
(778)

K-3 CSR: Next Steps

Possible steps could include

- Selecting one option now
- Removing one option from consideration now
- Requesting additional information on one or more option
- Deciding not to implement K-3 CSR