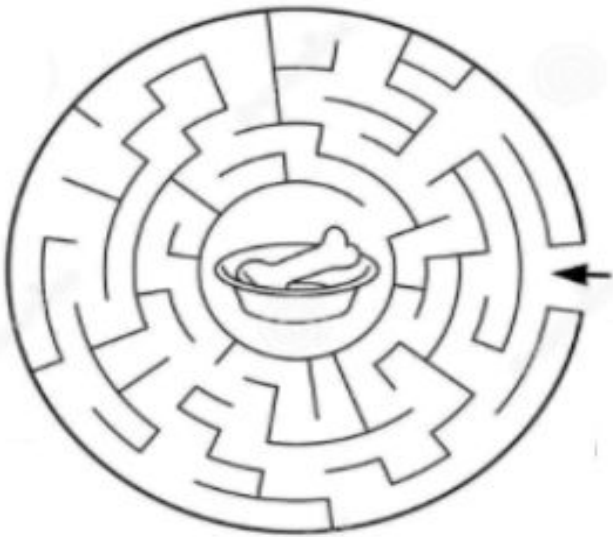


Dear Families,

Enclosed in this packet are choice boards for the remainder of the school year as well as during Summer. Please choose at least one activity daily from each subject choice board. Also, please continue to engage in online programs such as Imagine Learning, IXL, Superkids, Moby Max, Epic and Accelerated Reader. As you complete activities from the choice boards please share what you have done with your teacher via ZOOM, e-mail, or Google Classroom. If you have any questions please contact your child's teacher via email.


***Remember to have fun.***



***Queridas familias,***

***En este paquete se incluyen tablas de elección para el resto del año escolar, así como durante el verano. Elija al menos una actividad diaria de cada tablero de elección de asignaturas. Además, continúe participando en programas en línea como Imagine Learning, IXL, Superkids, Moby Max, Epic y Accelerated Reader. A medida que completa las actividades de los paneles de elección, comparta lo que ha hecho con su maestro a través de ZOOM, correo electrónico o Google Classroom. Si tiene alguna pregunta, comuníquese con el maestro de su hijo por correo electrónico.***


***Recuerda divertirte.***



# AT HOME LEARNING WRITING CHALLENGE

Directions: mark the box each time you complete the activity. Can you do them all?


Write a story about a magic fish	Rainbow write your first and last name	Make a grocery list	Write down the recipe for your favorite food	How to make a PB&J Sandwich
Do you prefer the snow or the beach?	Write a story about a trip to the zoo	Do you prefer cats or dogs?	How to brush your teeth	Do you prefer the fall or the spring?
What would you do with a pet monkey?	Make a list of your favorite movies	How to tie your shoes	Make a list of your favorite books	What is your favorite thing to do outside?
Do you prefer cats or dogs?	How to be a good friend	Do you prefer pizza or ice cream?	Write a story about your favorite birthday	Do you prefer the park or the zoo?
How to clean your room	Rainbow write 10 sight words	Make a list of things that are green.	What is your favorite game?	Write a story about a talking pet



# AT HOME LEARNING FAMILY FUN CHALLENGE

Directions: mark the box each time you complete the activity. Can you do them all?


Help wash the dishes	Come up with three jokes to tell your family	Go on a bike ride	Read a story to someone in your family	Make a card for someone in a nursing home
Have a family picnic in your backyard	Have a paper airplane contest	Help cook a meal	Play hide and seek inside the house	Make your bed five days in a row
Make a card for someone in your family	Play a Card Game	Write a letter to your friend	Help fold and put away the laundry	Build a fort
Draw a picture for your mom or dad	Play a family board game	Play outside	Watch a movie with your family	Write a letter to your teacher
Have a dance party in the living room	Make a card for your principal	Read a book online	Facetime or video chat with a friend or family member	Make breakfast foods for dinner



# AT HOME LEARNING READING CHALLENGE

Directions: mark the box each time you complete the activity. Can you do them all?

Read in your pajamas	Read Outside	Read to someone on the phone	Read a book in bed	Read a book two times in a row
Read to a stuffed animal	Read while eating breakfast	Read in a robot voice	Read to a pet (real or fake!)	Read with a flashlight
Read on a beach towel	Read with sunglasses on	Read during a picnic	Read in a spooky voice	Read a non-fiction book
Read a Fiction Book	Read a book in a whisper voice	Find a recipe- read it!	Build a fort, then read inside	Read to a family member
Read while eating your favorite snack	Borrow a book from someone and read it	Let someone pick a book for you to read	Read a book online	Read a book pretending to be a teacher





















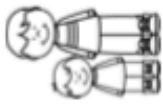





# AT HOME LEARNING KINDNESS CHALLENGE

Directions: mark the box each time you complete the activity. Can you do them all?

Make a "thank you" note for a firefighter	Help your family make dinner	Call a friend to say "Hello!"	Choose a movie for your family to watch together	Color a picture for someone in your house
Read a story to a sibling	Make a "thank you" note for a doctor	Help clean up after dinner	Call an aunt or uncle to say "Hello!"	Tell your family three jokes!
Ask your mom or dad if they need help with something.	Play a game with a sibling. Let them choose the game.	Make a "thank you" note for a grocery store worker	Help your family make breakfast	Call a family member that lives far away to say "Hello!"
Clean your room, without being asked!	Help your family fold the laundry and put it away	Help your sibling clean their room	Make a "thank you" note for a nurse	Help clean up after breakfast
Color a picture for your teacher	Make your mom or dad a card	Read a story to your family. Let them pick the story.	Make a card for a sibling	Make a "thank you" note for a delivery driver



# Math Mat: Pick a Challenge & Learn

<p>Let's learn! Have a helper place a set of objects in a jar or bowl. Estimate how many items you think. Spill the container and count.</p> 	<p>Let's learn! Have a helper give you clues on a number they are thinking. The number is more than the number is less than.</p> 	<p>Let's learn! Make a number line with objects. Find a set of 1 item, find a set of 2 items, etc. all the way through 20.</p> 	<p>Let's learn! Gather a set of 20 items. Practice skip counting the items by 2s, 5s, and 10s.</p> 	<p>Let's learn! Go on a flat shape hunt. Tally the number of shapes you find in a tally graph.</p> 	<p>Let's learn! Help with the laundry to make matches. Remember that a match is two of something that is the same.</p> 	<p>Let's learn! A helper will give you a number. You will state the number that comes before and after in a flash.</p> 	<p>Let's learn! Go on a counting hunt. Can you count 100 items in your house?</p> 
<p>Let's learn! Go for a shape scavenger hunt around your house. Can you find a circle? Can you find a sphere? Record the shape you find.</p> 	<p>Use a jar or bowl to make a set of 10 or 20. Use this set of objects to solve addition problems within 10 or 20.</p> 	<p>Let's learn! Survey your family if they like cats or dogs more. Graph your results.</p> 	<p>Let's learn! Practice counting to 100 with a helper. How many shoes long is the table, couch, etc.</p> 	<p>Let's learn! Sort your dry cereal by color. How many categories can you sort? Can you sort a different way?</p> 	<p>Let's learn! Grab 10 crackers or chips. After you eat each one write a matching subtraction sentence.</p> 	<p>Let's learn! Grab a deck of cards and a partner to play with. Each partner will turn over a card to see which card is more.</p> 	<p>Let's learn! Practice counting coins and money. Can you show \$0.25 in multiple ways? What about \$1.00?</p> 
<p>Let's learn! Gather 3D objects like a can, ball, block, and a cone. Practice seeing which objects can stack, roll, and slide.</p> 	<p>Let's learn! Make a collection of 100 items. Practice counting and writing your numbers to 100.</p> 	<p>Let's learn! Make a list of items in your house that are taller than you.</p> 	<p>Let's learn! Use spoons and forks to practice making AB, AAB, and ABB patterns.</p> 	<p>Let's learn! Find objects that you can sort by shortest to tallest. Then, sort tallest to shortest.</p> 	<p>Let's learn! Count all of the light switches in your house. Which room has the most? Which room has the least?</p> 	<p>Let's learn! Go on a walk with a helper. Count the number of steps. Each time you go 10 steps, stop and do a jumping-jack.</p> 	<p>Let's learn! Create a writing surface with shaving cream, salt tray, pudding, etc. Practice writing your numbers.</p> 
<p><b>Let's Learn!</b></p> 